

Jainarain Fabtech Private Limited

CIN:U17121UP2013PTC061398

Annual Accounts for the year ended 31st March 2020

UDIN- 20079637AAAABP2733
M/S PRABHASH ASSOCIATES.,
(CHARTERED ACCOUNTANTS)
SUARJ KUND ROAD, MEERUT-250002
UTTAR PRADESH, INDIA
Ph : +91 9837793923
Email: prabhashc@gmail.com



PRABHASH ASSOCIATES

Chartered Accountants

CA Prabhash Chandra Sharma
B.Com, LL.B., FCA

121, Devi Nagar, Suraj Kund Road, Meerut-250 002
Ph. : +91-121-2656403,
Cell : +91-9837793923, +91-8449004900
E-mail : prabhashc@gmail.com

INDEPENDENT AUDITOR'S REPORT

TO THE MEMBERS OF JAINARAIN FABTECH PRIVATE LIMITED

Report on the Audit of the Financial Statements

*We have audited the accompanying financial statements of **JAINARAIN FABTECH PRIVATE LIMITED** ("the company"), which comprise the Balance Sheet as at 31st March, 2020 and the Statement of Profit and Loss, Cash Flow Statement for the year then ended, and notes to the statements, including a summary of significant accounting policies and other explanatory information.*

In our opinion and to the best of our information and according to the explanations given to us, the aforesaid financial statements give the information required by the Act in the manner so required and give a true and fair view in conformity with the accounting principles generally accepted in India, of the state of affairs of the Company as at March 31, 2020, and profit/loss, and its cash flows for the year ended on that date.

Basis for Opinion

We conducted our audit in accordance with the Standards on Auditing (SAs) specified under section 143(10) of the Companies Act, 2013. Our responsibilities under those Standards are further described in the Auditor's Responsibilities for the Audit of the Financial Statements section of our report. We are independent of the Company in accordance with the Code of Ethics issued by the Institute of Chartered Accountants of India together with the ethical requirements that are relevant to our audit of the financial statements under the provisions of the Companies Act, 2013 and the Rules there under, and we have fulfilled our other ethical responsibilities in accordance with these requirements and the Code of Ethics.

We believe that the audit evidence we have obtained is sufficient and appropriate to provide a basis for our opinion.

Key audit matters

Key audit matters are those matters that, in our professional judgment, were of most significance in our audit of the financial statements of the current period. These matters were addressed in the context of our audit of the financial statements as a whole, and in forming our opinion thereon and we do not provide a separate opinion on these matters. We have determined that there are no such matters that need to be mentioned here.

Reporting of key audit matters as per SA 701, Key Audit Matters are not applicable to the Company as it is an unlisted company.



PRABHASH ASSOCIATES

Chartered Accountants

CA Prabhhash Chandra Sharma

B.Com, LL.B., FCA

121, Devi Nagar, Suraj Kund Road, Meerut-250 002

Ph. : +91-121-2656403,

Cell : +91-9837793923, +91-8449004900

E-mail : prabhhashc@gmail.com

Information other than the financial statements and auditors' report thereon

The Company's board of directors is responsible for the preparation of the other information. The other information comprises the information included in the Board's Report including Annexures to Board's Report, Business Responsibility Report but does not include the financial statements and our auditor's report thereon.

Our opinion on the financial statements does not cover the other information and we do not express any form of assurance conclusion thereon.

In connection with our audit of the financial statements, our responsibility is to read the other information and, in doing so, consider whether the other information is materially inconsistent with the standalone financial statements or our knowledge obtained during the course of our audit or otherwise appears to be materially misstated.

If, based on the work we have performed, we conclude that there is a material misstatement of this other information, we are required to report that fact. We have nothing to report in this regard.

Management's Responsibility for the Financial Statements

The Company's Board of Directors is responsible for the matters in section 134(5) of the Companies Act, 2013 ("the Act") with respect to the preparation of these financial statements that give a true and fair view of the financial position, financial performance of the Company in accordance with the accounting principles generally accepted in India, including the Accounting Standards specified under Section 133 of the Act, read with Rule 7 of the Companies (Accounts) Rules, 2014. This responsibility also includes the maintenance of adequate accounting records in accordance with the provision of the Act for safeguarding of the assets of the Company and for preventing and detecting the frauds and other irregularities; selection and application of appropriate accounting policies; making judgments and estimates that are reasonable and prudent; and design, implementation and maintenance of internal financial control, that were operating effectively for ensuring the accuracy and completeness of the accounting records, relevant to the preparation and presentation of the financial statements that give a true and fair view and are free from material misstatement, whether due to fraud or error.

In preparing the financial statements, management is responsible for assessing the Company's ability to continue as a going concern, disclosing, as applicable, matters related to going concern and using the going concern basis of accounting unless management either intends to liquidate the Company or to cease operations, or has no realistic alternative but to do so.



PRABHASH ASSOCIATES

Chartered Accountants

CA Prabhhash Chandra Sharma

B.Com, LL.B., FCA

121, Devi Nagar, Suraj Kund Road, Meerut-250 002

Ph. : +91-121-2656403,

Cell : +91-9837793923, +91-8449004900

E-mail : prabhhashc@gmail.com

The Board of Directors is also responsible for overseeing the Company's financial reporting process.

Auditor's Responsibility for the audit of Financial Statement

Our objectives are to obtain reasonable assurance about whether the financial statements as a whole are free from material misstatement, whether due to fraud or error, and to issue an auditor's report that includes our opinion. Reasonable assurance is a high level of assurance, but is not a guarantee that an audit conducted in accordance with SAs will always detect a material misstatement when it exists. Misstatements can arise from fraud or error and are considered material if, individually or in the aggregate, they could reasonably be expected to influence the economic decisions of users taken on the basis of these financial statements.

Report on other Legal and Regulatory Requirements

- 1) As required by the Companies (Auditor's Report) Order, 2016 ("the Order"), as amended Issued by the Central Government of India in terms of sub-section (11) of Section 143 of the Act, we give in the "**Annexure A**" a statement on the matters specified in paragraphs 3 and 4 of the Order.
- 2) As required by section 143(3) of the Act, we report that:
 - a) We have sought and obtained all the information and explanations which to the best of our knowledge and belief were necessary for the purposes of our audit.
 - b) In our opinion proper books of account as required by law have been kept by the Company so far as appears from our examination of those books.
 - c) The Balance Sheet, the Statement of Profit and Loss and Cash Flow Statement dealt with by this Report are in agreement with the books of account.
 - d) In our opinion, the aforesaid financial statements comply with the Accounting Standards specified under Section 133 of the Act, read with Rule 7 of the Companies (Accounts) Rules, 2014.
 - e) On the basis of written representations received from the directors as on 31st March, 2020, taken on record by the Board of Directors, none of the directors is disqualified as on 31st March, 2020, from being appointed as a director in terms of Section 164(2) of the Act.
 - f) We are required to comment upon the adequacy of Internal Financial Control over financial reporting of the company as per "**Annexure B**".



PRABHASH ASSOCIATES

Chartered Accountants

CA Prabhash Chandra Sharma

B.Com, LL.B., FCA

121, Devi Nagar, Suraj Kund Road, Meerut-250 002

Ph. : +91-121-2656403,

Cell : +91-9837793923, +91-8449004900

E-mail : prabhashc@gmail.com

g) With respect to the other matters included in the Auditor's Report in accordance with Rule 11 of the Companies (Audit and Auditors) Rules, 2014, in our opinion and to the best of our information and according to the explanations given to us:

- i. The Company does not have any pending litigations which would impact its financial position.
- ii. The Company did not have any long-term contracts including derivatives contracts for which there were any material foreseeable losses.
- iii. There is no requirement to transfer any money to the Investor Education and Protection Fund by the Company.

For Prabhash Associates.,

(Chartered Accountants)

Firm Reg. No. 009813C

Ca. Prabhash Chandra Sharma

Proprietor

M.No. 079637

Place: Meerut

Date: 31 AUG 2020





PRABHASH ASSOCIATES

Chartered Accountants

CA Prabhhash Chandra Sharma

B.Com, LL.B., FCA

121, Devi Nagar, Suraj Kund Road, Meerut-250 002

Ph. : +91-121-2656403,

Cell : +91-9837793923, +91-8449004900

E-mail : prabhhashc@gmail.com

ANNEXURE A" TO THE AUDITORS' REPORT

Referred to in paragraph 1 under the heading 'Report on Other Legal & Regulatory Requirement' of our report of even date to the financial statements of the Company for the year ended March 31, 2020.

- 1.a) The Company has maintained proper records showing full particulars including quantitative details and situation of fixed assets.
 - b) The fixed assets have been physically verified by the management on a yearly basis, which in our opinion is reasonable having regard to the size of the company and nature of its business and no material discrepancies between the books records and the physical fixed assets have been noticed.
 - c) The Title deed of immovable properties as disclosed in Fixed Assets are held in the name of company.
2. a) The management has conducted the physical verification of the inventory at reasonable intervals.
 - b) The discrepancies noticed on physical verification of inventory as compared to book records which has been properly dealt with in the books of account were not material.
3. The Company has not granted Loans to the Companies, Firms or Other Parties covered in the register maintained under Section 189 of the Companies Act.
4. In our opinion and according to the information and explanations given to us, the company has complied with the provisions of the Section 185 and 186 of the Companies Act, 2013 in respect of Loans, Investments, Guarantees, and Security.
5. The Company has not accepted any deposits from the public and hence the directives issued by the Reserve Bank of India and the provisions of Sections 73 to 76 or any other relevant provisions of the Act and the Companies (Acceptance of Deposit) Rules, 2015 with regard to the deposits accepted from the public are not applicable.
6. The company has not provided cost records to us prescribed under of subsection (1) of section 148 of the Act.
7. (a) According to the information and explanations given to us and on the basis of our examination of the books of account, and records, the Company has been generally regular in depositing undisputed statutory dues including Provident fund, Employees State Insurance



PRABHASH ASSOCIATES

Chartered Accountants

CA Prabhhash Chandra Sharma
B.Com, LL.B., FCA

121, Devi Nagar, Suraj Kund Road, Meerut-250 002
Ph. : +91-121-2656403,
Cell : +91-9837793923, +91-8449004900
E-mail : prabhhashc@gmail.com

8. Income-Tax, Goods & Service Tax, Sales Tax, Service Tax, Duty of Customs, Duty of Excise, Value added Tax and any other statutory dues with the appropriate authorities. According to the Information and explanations given to us, no undisputed amounts payable in respect of the above were in arrears as at March 31, 2020 for a period of more than six months from the date when they become payable.

(b) According to the information and explanations given to us and as per the records of the company, The Company has no statutory dues outstanding as on 31.03.2020, due to any disputes against which the assessee is in any appeal before any forums.
8. In our opinion and according to the information and explanations given to us, the Company has not defaulted in the repayment of dues to banks. The Company has not taken any loan either from financial institutions or from the government and has not issued any debentures.
9. Based upon the audit procedures performed and the information and explanations given by the management, the company has not raised moneys by way of initial public offer or further public offer including debt instruments and term loans. Accordingly, the provisions of Clause 3(ix) of the Order are not applicable to the company and hence not commented upon.
10. Based upon the audit procedures performed and the information and explanations given by the management, we report that no fraud by the Company or on the Company by its officers or employees has been noticed or reported during the year.
11. Based upon the audit procedures performed and the information and explanations given by the management, the managerial remuneration has been paid or provided in accordance with the requisite approvals mandated by the provisions of Section 197 read with Schedule V to the Companies Act.
12. In our opinion, the Company is not a Nidhi Company. Therefore, the provisions of Clause 3(xii) of the Order are not applicable to the Company.
13. In our opinion, all transactions with the related parties are in compliance with Section 177 and 188 of Companies Act, 2013 and the details have been disclosed in the Financial Statements as required by the applicable accounting standards.
14. Based upon the audit procedures performed and the information and explanations given by the management, the company has not made any preferential allotment or private placement of shares or fully or partly convertible debentures during the year under review. Accordingly, the provisions for the Clause 3(xiv) of the Order are not applicable to the Company and hence not commented upon.



PRABHASH ASSOCIATES

Chartered Accountants

CA Prabhash Chandra Sharma

B.Com, LL.B., FCA

121, Devi Nagar, Suraj Kund Road, Meerut-250 002

Ph. : +91-121-2656403,

Cell : +91-9837793923, +91-8449004900

E-mail : prabhashc@gmail.com

15. Based upon the audit procedures performed and the information and explanations given by the management, the company has not entered into any non-cash transactions with directors or persons connected with him. Accordingly, the provisions of Clause 3(xv) of the Order are not applicable to the Company and hence not commented upon.

16. The Company is not required to be registered under the Section 45-IA of the Reserve Bank of India Act, 1934.

For Prabhash Associates.,

(Chartered Accountants)

Firm Reg. No. 009813C

Ca. Prabhash Chandra Sharma

Proprietor

M.No. 079637

Place: Meerut

Date: 31 AUG 2020





PRABHASH ASSOCIATES

Chartered Accountants

CA Prabhhash Chandra Sharma
B.Com, LL.B., FCA

121, Devi Nagar, Suraj Kund Road, Meerut-250 002
Ph. : +91-121-2656403,
Cell : +91-9837793923, +91-8449004900
E-mail : prabhhashc@gmail.com

"ANNEXURE B TO THE AUDITORS' REPORT"

Report on the Internal Financial Controls under Clause (i) of Sub-section 3 of Section 143 of the Companies Act, 2013("the Act")

We have audited the internal financial controls over financial reporting of JAINARAIN FABTECH PRIVATE LIMITED ("the Company") as of March 31, 2020 in conjunction with our audit of the financial statements of the Company for the year ended on that date.

Management's Responsibility for Internal Financial Controls

The Company's management is responsible for establishing and maintaining internal financial controls based on Guidance Note on Audit of Internal Financial Controls over Financial Reporting issued by the Institute of Chartered Accountants of India. These responsibilities include the design, implementation and maintenance of adequate internal financial controls that were operating effectively for ensuring the orderly and efficient conduct of its business, including adherence to company's policies, the safeguarding of its assets, the prevention and detection of frauds and errors, the accuracy and completeness of the accounting records and the timely preparation of reliable financial information, as required under the Companies Act, 2013.

Auditors' Responsibility

Our responsibility is to express an opinion on the Company's internal financial controls over the financial reporting based on our audit. We conducted our audit in accordance with the Guidance Note on Audit of Internal Financial Controls over Financial Reporting (the "Guidance Note") and the Standards on Auditing, issued by ICAI and deemed to be prescribed under Section 143(10) of the Companies Act, 2013 to the extent applicable to an audit of internal financial controls, both applicable to an audit of Internal Financial Controls and, both issued by the Institute of Chartered Accountants of India. Those Standards and the Guidance Note require that we comply with ethical requirements and plan and perform the audit to obtain reasonable assurance about whether adequate internal financial controls over financial reporting was established and maintained and if such controls operated effectively in all material respects.

Our audit involves performing procedures to obtain audit evidence about the adequacy of the internal financial controls over financial reporting and their operating effectiveness. Our audit of internal financial controls over financial reporting included

obtaining an understanding of internal financial controls over financial reporting, assessing the risk that a material weakness exists and testing and evaluating the design and operating effectiveness of internal control based on the assessed risk. The procedures selected depend on the auditor's judgment, including the assessment of the risks of material misstatement of the financial statements, whether due to fraud or error.



PRABHASH ASSOCIATES

Chartered Accountants

CA Prabhash Chandra Sharma
B.Com, LL.B., FCA

121, Devi Nagar, Suraj Kund Road, Meerut-250 002
Ph. : +91-121-2656403,
Cell : +91-9837793923, +91-8449004900
E-mail : prabhashc@gmail.com

We believe that the audit evidence we have obtained is sufficient and appropriate to provide a basis for our audit opinion on the Company's internal financial controls system over financial reporting.

Meaning of Internal Financial Controls Over Financial Reporting

A company's internal financial control over financial reporting is a process designed to provide reasonable assurance regarding the reliability of financial reporting and the preparation of financial statements for external purposes in accordance with generally accepted accounting principles. A company's internal financial control over financial reporting includes those policies and procedures that (1) pertain to the maintenance of records that, in reasonable detail, accurately and fairly reflect the transactions and dispositions of the assets of the company; (2) provide reasonable assurance that transactions are recorded as necessary to permit preparation of financial statements in accordance with generally accepted accounting principles, and that receipts and expenditures of the company are being made only in accordance with authorities of management and directors of the company; and (3) provide reasonable assurance regarding prevention or timely detection of unauthorized acquisition, use, or disposition of the company's assets that could have a material effect on the financial statements.

Inherent Limitations of Internal Financial Controls over Financial Reporting

Because of the inherent limitations of the internal financial controls over financial reporting, including the possibility of collusion or improper management override of controls, material misstatements due to error or fraud may occur and not be detected. Also, projections of any evaluation of the internal financial controls over financial reporting to future periods are subject to the risk that the internal financial control over financial reporting may become inadequate because of the changes in conditions, or that the degree of compliance with the policies or procedures may deteriorate.

Opinion

In our opinion, the Company has, in all material respects, an adequate internal financial controls system over financial reporting and such internal financial controls over financial reporting were operating effectively as at March 31, 2020, based on Guidance Note on Audit of Internal Financial Controls over Financial Reporting issued by the Institute of Chartered Accountants of India.

For Prabhash Associates.,
(Chartered Accountants)
Firm Reg No. 609813C

Ca. Prabhash Chandra Sharma
Proprietor
M.No. 079637

Place: Meerut

Date: 31 AUG 2020

31 AUG 2020



M/S JAINARAIN FABTECH PRIVATE LIMITED**B-1 SHAMBHU NAGAR, BAGHPAT ROAD, MEERUT****Balance Sheet as at 31st March, 2020**

Particular	Note No.		Figures as at the end of current reporting period	Figures as at the end of the previous reporting period
(I) EQUITY AND LIABILITIES				
1) Shareholders' Funds				
Share Capital	1	15,35,05,440.00		13,00,00,000.00
Reserves and Surplus	2	8,47,98,306.24	23,83,03,746.24	3,59,25,922.30
2) Non Current Liabilities				
Long Term Borrowings	3		48,95,71,004.99	48,39,60,482.61
Other Long Term Liabilities	4		74,74,077.00	72,13,092.00
Deferred Tax Liability (Net)	5		2,47,13,425.00	1,27,72,159.00
3) Current Liabilities				
Short Term Borrowings	6	24,95,83,925.72		27,14,70,310.54
Trade Payable	7	15,80,52,856.68		17,44,20,665.02
Other Current Liabilities	8	2,37,25,186.39	43,13,61,968.79	4,95,53,363.39
			<u>1,19,14,24,222.02</u>	<u>1,16,53,15,994.86</u>
(II) ASSETS				
1) Non-Current Assets				
Fixed Assets				
Tangible Assets	9			
(i) Gross Block			76,41,26,905.01	71,41,85,224.35
(ii) Depreciation			12,90,88,507.77	8,72,81,183.77
(iii) Net Block			<u>63,50,40,397.24</u>	<u>62,69,04,040.58</u>
Long Term Loans and Advances	10		50,81,730.92	1,51,55,211.92
2) Current Assets				
Inventories	11	31,47,99,067.87		29,55,63,803.32
Trade Receivables	12	16,53,66,981.43		18,16,73,751.96
Cash and Cash Equivalents	13	93,99,220.60		1,42,88,484.89
Short Term Loans and Advances	14	4,36,63,302.88		1,26,92,323.53
Other Current Assets	15	1,80,73,521.09	55,13,02,093.87	1,90,38,378.66
			<u>1,19,14,24,222.02</u>	<u>1,16,53,15,994.86</u>

Significant Accounting Policies

1

Contingent liabilities and Commitments

16


Additional Information to the financial statements

26


The accompanying notes are an integral part of the Financial Statements.


1-26


FOR AND ON BEHALF OF BOARD


ROHIT MAHESHWARI
 (Director)
 DIN NO. 03121150




RAJESH MAHESHWARI
 (Director)
 DIN NO. 00781818


RAHUL MAHESHWARI
 (Director)
 DIN NO. 03121121


HIMANSHU AGARWAL
 M.No. A46140

(Whole Time Company Secretary)

As per our separate report of even date annexed.

For PRABHASH ASSOCIATES
 (Chartered Accountants)
 Firm Reg. No. 009813C

UDIN:20079637AAAABP2733
 PLACE : Meerut
 DATED : 31.08.2020




Prabhash Chandra Sharma
 Proprietor
 M. No. 079637

M/S JAINARAIN FABTECH PRIVATE LIMITED
B-1 SHAMBHU NAGAR, BAGHPAT ROAD, MEERUT
Audited Statement of Profit and Loss for the year ended 31st March 2020

Particular	Note No.	For the Year ended 31st March 2020 Rs. P.	For the Year ended 31st March 2019 Rs. P.
I Revenue :			
Revenue from Operations	17	1,56,83,30,279.08	1,80,78,11,595.27
Other Income	18	59,90,320.86	37,49,154.88
Total Revenue		1,57,43,20,599.94	1,81,15,60,750.15
II Expenses			
Material Consumed	19	87,56,67,800.98	1,24,38,51,520.91
Other manufacturing Cost	20	29,36,11,929.71	38,30,68,816.55
Changes in Inventories of Finished Goods			
Work-in-Progress and Stock-in-Trade	21	11,70,41,196.21	(6,05,64,200.68)
Employee Benefit Expenses	22	5,89,45,538.00	4,97,76,683.86
Finance Cost	23	5,87,68,718.26	7,77,17,262.63
Depreciation and Amortization Expenses	24	4,33,68,703.00	3,80,74,576.54
Other Expenses	25	6,26,67,134.84	5,62,12,808.34
Total Expenses		1,51,00,71,021.00	1,78,81,37,468.15
III Profit before Extraordinary items and Tax		6,42,49,578.94	2,34,23,282.00
IV Extraordinary Items		99,30,482.00	-
V Profit before Tax		5,43,19,096.94	2,34,23,282.00
VI Tax Expenses			
Current Tax		-	48,22,100.00
MAT Credit Entitlement		-	(48,22,100.00)
Deferred Tax Liability Created (written off)	1,19,41,266.00	1,19,41,266.00	61,85,406.00
VII Profit for the year		4,23,77,830.94	1,72,37,876.00
VIII Earning Per Share		2.76	1.33

Significant Accounting Policies form an Integral part of Financial Statements
Notes on Financial statements 1 to 26

FOR AND ON BEHALF OF BOARD

ROHIT MAHESHWARI (Director)
DIN NO. 03121150

RAJESH MAHESHWARI (Director)
DIN NO. 00781818

UDIN:20079637AAAABP2733
PLACE : Meerut
DATED : 31.08.2020

RAHUL MAHESHWARI (Director)
DIN NO. 03121121

HIMANSHU AGARWAL
M.No. A46140
(Whole Time Company Secretary)

As per our separate report of even date annexed.

For PRABHASH ASSOCIATES
(Chartered Accountants)
Firm Reg. No. 009813C

Ca Prabhash Chandra Sharma
Proprietor
M. No. 079637




M/S JAINARAIN FABTECH PRIVATE LIMITED
B-1 SHAMBHU NAGAR, BAGHPAT ROAD, MEERUT
Cash Flow Statement for the year ended 31st March 2020


PARTICULARS	As at 31st March 2020	As at 31st March 2019
A. CASH FLOW FROM OPERATING ACTIVITIES :		
Profit before taxes and exceptional items	6,42,49,579	2,34,23,282
Adjustments For:-		
Depreciation	4,18,05,324	3,65,11,198
Finance Cost	5,87,68,718	7,77,17,263
Interest Income	(59,90,321)	(37,49,155)
Mat Credit W/off	(99,30,482)	-
Operating Profit before Working Capital Changes	14,89,02,818	13,39,02,587
Movements in Working Capital:-		
(Decrease)/ Increases in Trade Payable	(1,61,06,823)	(4,33,16,371)
(Decrease)/ Increases in other Current liabilities	(2,58,28,177)	38,01,230
Decrease/ (Increases) in Inventories	(1,92,35,265)	25,15,078
Decrease/ (Increases) in Trade receivables	1,63,06,771	35,26,692
Decrease/ (Increases) in Long Term Advances	(2,08,97,498)	(72,83,434)
Decrease/ (Increases) in Other Current Assets	9,64,858	(6,47,96,135)
Cash Generated from Operations	8,41,06,683	8,91,49,851
B. CASH FLOW FROM INVESTING ACTIVITIES :		
Purchases of Fixed Assets	(4,99,41,684)	(10,12,53,917)
Interest Income	59,90,321	37,49,155
Net Cash used in Investing Activities	(4,39,51,363)	(9,75,04,762)
C. CASH FLOW FROM FINANCING ACTIVITIES:		
Issue of Share Capital	2,99,99,993	-
Finance Cost	(5,87,68,718)	(7,77,17,263)
Proceed of Long Term Borrowings	(1,62,75,862)	7,94,98,538
Net Cash used in Financing Activities	(4,50,44,588)	17,81,276
Net increase/(decrease) in cash and cash equivalents	(48,89,265)	(65,73,635)
Cash and Cash Equivalents at beginning of period	1,42,88,485	2,08,62,120
Cash and Cash Equivalents at end of period	93,99,220	1,42,88,485

The above cash flow statement has been prepared under the " indirect method " as set out in the Accounting Standard-3 on Cash Flow Statements issued by the Institute of Chartered Accountants of India.

FOR AND ON BEHALF OF BOARD


ROHIT MAHESHWARI
(Director)
DIN NO. 03121150





RAJESH MAHESHWARI
(Director)
DIN NO. 00781818


RAHUL MAHESHWARI
(Director)
DIN NO. 03121121


HIMANSHU AGARWAL
M.No. A46140
(Whole Time Company Secretary)

As per our separate report of
even date annexed.
For PRABHASH ASSOCIATES
(Chartered Accountants)
Firm Reg. No. 009813C


Prabhash Chandra Sharma
PROPRIETOR
M. No. 079637

UDIN:20079637AAAABP2733
PLACE : Meerut
DATED : 31.08.2020



JAINARAIN FABTECH PRIVATE LIMITED
SIGNIFICANT ACCOUNTING POLICIES AND
NOTES FORMING PART OF STANDALONE FINANCIAL STATEMENTS

1. SIGNIFICANT ACCOUNTING POLICIES

The Financial Statements have been prepared and presented in accordance with Indian Generally Accepted Accounting Principles (Indian GAAP) under the historical cost convention on the accrual basis. Indian GAAP comprises accounting standards notified by the Central Government of India under section 133 of the Companies Act, 2013.

(a) Convention:

The accounts are prepared under historical cost convention method and on the basis of going concern method.

(b) Use of Estimates:

The preparation of financial statements in conformity with Indian GAAP requires the management to make judgments, estimates and assumptions that affect the reported amounts of revenues, expenses, assets and liabilities and the disclosure of contingent liabilities, at the end of the reporting period. Although, these estimates are based on the management's best knowledge of current events and actions, uncertainty about these assumptions and estimates could result in the outcomes requiring a material adjustment to the carrying amounts of assets or liabilities in future periods.

(c) Fixed Assets:

Tangible Assets are stated at cost net of recoverable taxes (like: GST), trade discount and rebates less accumulated depreciation. The cost of Tangible Assets comprises its purchase price, borrowing cost and any other cost directly attributable to the bringing of the asset to its working condition for its intended use. Subsequent expenditures related to an item of Tangible Assets are added to its book value only if they increase the future benefits from the existing assets beyond its previously assessed standard of performance.

(d) Depreciation:

The Depreciation is provided on Straight Line Method as per the rates calculated using the useful lives of the assets as prescribed under Part C of Schedule II of the Companies Act, 2013. Considering the nature, estimated usage, operating conditions, past history of replacement and after taking into account these factor the company has decided to retain the useful life hitherto adopted for various category of fixed assets which are different from those useful life specified in Para C of schedule II of Companies Act, 2013.



(e) Valuation of Inventories:

Raw material, Consumable Material and Packaging materials

-At Cost inclusive of Custom Duty. Cost of Inventories is ascertained on the "First - in -First-Out" Basis.

Finished Goods

-Finished Goods are valued at adjusted Selling Price.

Semi-Finished Goods

-At cost and procurement charges. Cost includes raw materials and consumable materials.

(f) Revenue Recognition:

Revenue is recognized to the extent that it is probable that the economic benefits will flow to the Company.

Sale of Goods

Revenue is recognized when the significant risks and rewards of ownership of the goods have been passed to the buyers. Sales are net of return, volume discount, trade discounts, Goods and Services Tax.

Rendering of Services

Revenue from services is recognized in the accounting period in which service are rendered.

(g) Employee Benefits:

Employee's Welfare Fund is a defined contribution scheme and the contribution wherever required by the statute are charged to the Statement of Profit and Loss as incurred.

(h) Borrowing Costs:

Borrowing Costs that are attributable to the acquisition or construction of qualifying assets are capitalized as part of the cost of such assets. A qualifying asset is one that necessarily takes substantial period of time to get ready for its intended use. All other borrowing cost are charged to the Statement of Profit and Loss in the period in which they are incurred. Fees towards structuring / arrangements and underwriting and other incidental costs incurred in connection with borrowings are amortized over the period of the loan.

(i) Income Tax:

a) The Income Tax is ascertained on the basis of assessable profits computed in accordance with the provisions of the Income Tax Act, 1961.

b) Deferred Tax is recognized, on timing differences, being the differences between taxable incomes and accounting income that originate in one period and are capable of reversal in one or more subsequent periods.

Deferred Tax assets in respect of unabsorbed depreciation and carry forwards of losses are recognized if there is virtual certainty that there will be sufficient future taxable income available to realize such losses.



(j) Foreign Currency Transactions:

Transactions denominated in foreign currency are recorded at the exchange rate prevailing on the date of transaction or that approximates the actual rate at the date of the transaction. Monetary items denominated in foreign currencies, which are outstanding as at the year-end and not covered by forward contracts, are restated at year end rates. Resultant gain or loss, other than in relation to acquisition of Property, Plant & Equipment, is charged to revenue during the year. In accordance with Accounting Standard (AS) 11, "Accounting for the effects of changes in foreign exchange rates", exchange difference arising in respect of long term foreign exchange liabilities, where they relate to acquisition of depreciable Property, Plant & Equipment, are adjusted to the carrying cost of such assets and are depreciated over the balance useful life of the asset.

(k) Provisions, Contingent Liabilities and Contingent Assets:

Provisions involving substantial degree of estimation in measurement are recognized when there is a present obligation as a result of past events and it is probable that an outflow of resources will be required to settle the obligations. Provisions are measured at the best estimate of the expenditure required to settle the present obligation at the balance sheet date. Contingent Liabilities are not recognized but are disclosed in the notes. Contingent Assets are neither recognized nor disclosed in the financial statements.

(l) Earnings per Share:

Basic earnings per share are calculated by dividing the net profit or loss for the period attributable to equity shareholders by the weighted average number of equity shares outstanding during the period

(m) Government Grants:

Grants and subsidies from the Government are recognized when they are received, and all attaching conditions will be complied with. Grants received against specific Property, Plant & Equipment are adjusted to cost of assets and those in the nature of promoter's contribution are credited to Capital Reserve. Revenue Grants are recognized in the Statement of Profit and Loss on a systematic basis to match them with related costs.



M/S JAINARAIN FABTECH PRIVATE LIMITED
B-1 SHAMBHU NAGAR, BAGHPAT ROAD, MEERUT

NOTES FORMING PART OF BALANCE SHEET AND P&L A/C FOR THE PERIOD ENDED 31.03.2020

	As at 31st March 2020	As at 31st March 2019
1 SHARE CAPITAL		
1.1 The authorised, issued, subscribed and paid-up share capital comprises of equity shares having at par value of Rs. 10 each as follows :		
Authorised		
1,60,00,000 Equity Shares of Rs. 10 each	16,00,00,000	13,00,00,000
	16,00,00,000	13,00,00,000
Issued, Subscribed and Fully Paid Up		
1,53,50,544 Equity Shares of Rs. 10 each fully paid up	15,35,05,440	13,00,00,000
	15,35,05,440	13,00,00,000

1.2 During the year 23,50,544 Equity Share Capital was issued at Rs.12.763 on Right Issue basis.

Reconciliation of number of shares outstanding is set out below:

PARTICULAR	As at 31st March 2020		As at 31st March 2019	
	No. of Shares	Amount Rs. P.	No. of Shares	Amount Rs. P.
EQUITY SHARES				
Equity Shares at the beginning of the year	1,30,00,000	13,00,00,000.00	1,30,00,000	13,00,00,000.00
Add: Shares issued during the year	23,50,544	2,35,05,440.00	-	-
Equity Shares at the end of the year	1,53,50,544	15,35,05,440.00	1,30,00,000	13,00,00,000.00

Details of shares held by shareholders holding more than 5% of the aggregate shares in the company :

Equity Shareholders	As at 31st March 2020		As at 31st March 2019	
	No. of Shares	% Held	No. of Shares	% Held
DINESH CHAND MAHESHWARI	9,34,990	6.09%	9,34,990	7.19%
UMESH CHAND MAHESHWARI	11,99,990	7.82%	11,99,990	9.23%
RAJESH MAHESHWARI	13,45,879	8.77%	11,50,000	8.85%
PUSHPA DEVI	9,00,000	5.86%	9,00,000	6.92%
RAHUL MAHESHWARI	20,66,408	13.46%	17,49,990	13.46%
ROHIT MAHESHWARI	20,80,507	13.42%	17,44,990	13.42%
JAISHREE MAHESHWARI	7,80,000	5.08%	7,80,000	6.00%
RACHIT MAHESHWARI	10,63,911	6.93%	9,01,000	6.93%
HARSHIT MAHESHWARI	10,00,000	6.51%	10,00,000	7.69%
RENU BHATTAR	12,00,000	7.82%	12,00,000	9.23%
SUSHMA BHATTAR	8,91,757	5.81%	5,00,000	3.84%
MAHESHWARI OXYGEN PRIVATE LIMITED	7,69,426	5.01%	3,99,000	2.99%
TOTAL	1,42,12,868	92.59%	1,24,49,960	95.75%

2 RESERVES AND SURPLUS

2.1 Surplus in Statement of Profit and Loss

Opening Balance	3,59,25,922.30	1,86,88,046.30
Add: Profit for the Year	4,23,77,830.94	1,72,37,876.00
	7,83,03,753.24	3,59,25,922.30

2.2 Share Capital Premium

Opening Balance	-	-
Add: Addition for the Year	64,94,553.00	-
	64,94,553.00	-
Grand Total	8,47,98,306.24	3,59,25,922.30

ROHIT MAHESHWARI
(DIRECTOR)
DIN NO. 03121150



RAJESH MAHESHWARI
(Director)
DIN NO. 00781818



RAHUL MAHESHWARI
(Director)
DIN NO. 03121121

M/S JAINARAIN FABTECH PRIVATE LIMITED

NOTES FORMING PART OF BALANCE SHEET AND P&L A/C FOR THE PERIOD ENDED 31.03.2020

	As at 31st March 2020	As at 31st March 2019
3 LONG TERM BORROWINGS		
Long Term Borrowings consists of the following :		
Secured Loans *		
Term Loan From HDFC -0005	7,39,18,680.64	8,94,80,681.00
Term Loan From Punjab National Bank - 0429	11,48,25,882.00	13,80,00,000.00
Term Loan For Car	16,75,497.84	-
Unsecured Loans		
From Directors	3,13,75,472.37	2,73,58,423.37
From Directors Relatives	22,20,09,792.24	21,05,25,878.24
Inter Corporate Loan	4,57,65,680.00	1,85,97,500.00
	48,95,71,004.99	48,39,60,482.61

5.1 Maturity Profile of Loans are as set out below:

Repayment Schedule	0-1 Year	1-2 Year	More than 2 Year
Term Loan From HDFC -0005	1,55,62,000.00	3,89,04,000.00	3,50,14,680.00
Term Loan From Punjab National Bank - 0429	3,45,00,000.00	4,80,00,000.00	6,68,25,882.00
Term Loan From HDFC -CAR	9,53,000.00	16,75,497.84	-
	5,10,15,000.00	8,85,79,497.84	10,18,40,562.00

*Term loans from banks are secured by charge with Hypothecation of entire Plant & machinery and Equitable Mortgage of Factory land and building both present and future on pari passu basis.

4 Other Long term Liabilities

Trade Payable

Sundry Creditors (For More than 1 Year)

Capital Goods

74,74,077.00	72,13,092.00
74,74,077.00	72,13,092.00

5 DEFERRED TAX LIABILITY (NET)

Deferred Tax Liability consists of the following :

Opening Deferred tax Liability

Created/(Reversed) during the year

Closing Deferred tax Liability

1,27,72,159.00	65,86,753.00
1,19,41,266.00	61,85,406.00
2,47,13,425.00	1,27,72,159.00

6 SHORT TERM BORROWINGS

Secured Loans

Cash Credit Limit from PNB - 2491

Cash Credit Limit from HDFC - 3122

Current Maturity of Long term Debts

Term Loan From HDFC -0005

Term Loan From Punjab National Bank - 0429

Term Loan From HDFC -CAR

12,30,89,849.58	12,39,94,919.11
7,54,79,076.14	7,50,97,565.47
1,55,62,000.00	2,52,88,017.96
3,45,00,000.00	4,70,85,808.00
9,53,000.00	-
24,95,83,925.72	27,14,70,310.54

*Cash Credit Limit are secured by hypothecation of existing current assets of the Company viz: stock of raw materials, stock in process, semi-finished goods, stores and spares, bills receivable and book debts including receivable, Commercial Property, Factory Land and Building and Personal guarantee of Directors.

7 TRADE PAYABLES

Trade Payables consist of the following :

Sundry Creditors For (Outstanding upto 1 Year)

Raw Material

Consumables

Capital Goods

Transporters

Commission Payable

Sundry Creditors For (More than 1 Year)

Raw Material

Consumables

11,14,16,954	14,84,16,465.85
3,76,86,683	1,82,96,882.51
-	4,14,685.50
39,53,224.50	28,01,748.50
27,88,917.00	15,58,45,779.22
-	17,78,766.00
21,73,235.46	17,56,308.46
33,842.00	9,53,810.20
15,80,52,856.68	17,44,20,635.02

ROHIT MAHESHWARI
(DIRECTOR)
DIN NO. 03121150



RAJESH MAHESHWARI
(Director)
DIN NO. 00781112



RAHUL MAHESHWARI
(Director)
DIN NO. 03121121

Statement of Depreciation as per Companies act 2013
NOTES FORMING PART OF BALANCE SHEET AND P&L A/C FOR THE PERIOD ENDED 31.03.2020

Sr. No	Particulars	Gross Block			Depreciaton			Net Block		
		Value at the beginning	Addition during the year	Deduction during the year	Value at the end	Value at the beginning	Deduction during the year	Value at the end	WDV as on 31.03.2020	WDV as on 31.03.2015
	Tangible Assets									
1	Land	4,89,03,120.00	1,41,47,720.00	-	6,30,50,840.00	-	-	-	6,30,50,840.00	4,09,03,120.00
2	Building	5,19,71,732.08	17,87,390.34	-	5,37,59,112.42	97,86,433.94	17,02,922.00	54,59,355.94	4,82,89,755.48	4,82,05,298.14
3	Steel Structure	1,73,21,059.78	80,00,098.50	-	2,53,21,158.28	16,02,810.27	7,97,122.29	23,99,932.56	2,29,21,225.72	1,57,18,249.51
4	Electrical Installation	3,19,42,194.50	30,71,968.00	-	3,50,14,162.50	66,00,721.62	31,35,876.68	97,35,596.30	2,52,77,554.20	2,53,41,472.90
5	Pipe Elbow Tee	1,18,82,289.62	-	-	1,18,82,289.62	19,50,492.47	7,32,148.95	26,02,641.42	92,79,848.40	1,05,31,797.35
6	Insulation	10,79,009.92	-	-	10,79,009.92	1,68,038.87	88,301.33	2,36,341.30	8,42,568.52	8,10,969.95
7	Lab Equipment	2,38,184.59	-	-	2,38,184.59	38,859.40	14,949.22	53,808.62	1,82,356.07	1,97,305.29
8	Plant and Machinery	48,07,07,341.55	6,11,43,542.75	-	55,18,50,884.41	7,23,76,435.79	3,42,12,885.00	10,65,92,120.79	44,52,98,783.82	41,83,27,305.87
9	Computer and Printer	11,64,894.14	1,00,551.00	-	12,35,245.14	2,68,377.24	3,99,802.45	6,28,179.89	6,27,085.45	8,86,316.30
10	Furniture	6,32,792.00	1,10,000.00	-	7,42,792.00	1,45,194.33	66,988.48	2,13,193.82	5,29,598.19	4,86,597.87
11	Vehicles	30,67,792.99	44,18,558.00	-	74,86,350.99	4,42,989.51	6,38,569.67	10,81,559.18	64,04,791.81	26,24,803.48
12	Office Equipment	1,02,509.98	2,32,927.61	-	3,35,437.59	18,829.23	55,846.92	72,776.15	2,62,661.44	85,680.75
	TOTAL	85,90,00,701.56	9,30,12,746.20	-	75,20,13,447.76	8,72,81,183.77	4,16,05,324.00	12,90,86,507.77	62,29,26,939.99	57,17,19,517.79
Work in Progress										
1	SHED Under Construction	97,87,478.74	-	-	97,87,478.74	-	-	-	-	97,87,478.74
2	Plant and Machinery-Imported	4,53,97,043.09	-	-	4,53,97,043.09	-	-	-	-	4,53,97,043.94
3	Spinning (building)	-	22,87,864.59	-	22,87,864.59	-	-	-	22,87,864.59	-
4	Spinning (Plant & Machinery)	-	98,25,594.64	-	98,25,594.64	-	-	-	56,25,594.64	-
	TOTAL	5,51,84,521.83	1,21,13,459.23	-	6,72,97,981.06	-	-	-	1,21,13,459.23	5,51,84,522.68
	Grand Total	71,41,85,223.39	10,51,26,205.43	-	81,93,081,428.82	8,72,81,183.77	4,16,05,324.00	12,90,86,507.77	63,50,40,399.22	62,68,04,040.47
	Previous Year(2018-19)	81,29,31,306.67	4,60,69,394.89	-	85,90,00,701.56	5,07,89,986.23	3,65,11,197.54	8,72,81,183.77	57,17,19,517.79	56,21,81,320.44

Rohit
ROHIT MAHESHWARI
 (DIRECTOR)
 DIN NO. 03121150



Rajesh
RAJESH MAHESHWARI
 (Director)
 DIN NO. 00761813

Rahul
RAHUL MAHESHWARI
 (Director)
 DIN NO. 03121121



M/S JAINARAIN FABTECH PRIVATE LIMITED

NOTES FORMING PART OF BALANCE SHEET AND P&L A/C FOR THE PERIOD ENDED 31.03.2020

	As at 31st March 2020	As at 31st March 2019
8 OTHER CURRENT LIABILITIES		
Other Current Liabilities consists of the following :		
Provision for Income Tax		48,22,100.00
Expenses Payables	1,53,35,052.00	1,36,90,224.00
Advance to Customers	1,38,830.00	22,79,291.00
Statutory Duties and Taxes		
TDS Payable	9,31,885.25	7,65,441.39
TCS Payable	40,580.00	6,593.00
EPF Payable	2,42,377.00	1,77,437.00
GST Payable	37,44,464.62	5,09,685.78
Interest Payable	12,49,897.52	8,75,291.22
ESI Payable	1,01,415.00	2,29,052.00
Bonus Payable	18,09,044.00	61,19,663.39
Directors Current Account	1,31,641.00	51,67,211.00
HDFC- Bill Discounting		1,84,11,510.00
Cheque Issued but not Cleared		
	2,37,25,186.39	4,95,53,363.39
10 LONG TERM LOAN AND ADVANCES		
Long Term Loan and Advances consist of the following:		
Security Deposit (Inclusive of accrued Interest)	50,81,730.92	52,24,729.92
MAT Credit Entitlement		99,30,482.00
	50,81,730.92	1,51,55,211.92
11 INVENTORIES (As Certified by Management)		
Inventories consists of the following :		
Raw Material	13,35,96,223.72	93,17,207.60
Semi Finished Goods	10,01,34,070.00	5,98,05,979.67
Finished Goods	2,36,38,964.86	19,42,58,245.35
Recoverable Waste	2,23,89,032.00	91,39,037.05
Consumables	3,23,22,805.45	1,98,35,093.96
Multi Fuel	9,21,816.34	17,18,076.13
Packing Material	3,99,772.00	7,41,612.06
Chemicals	12,96,383.50	7,48,550.50
	31,47,99,067.87	29,55,63,803.32
12 TRADE RECEIVABLES		
Trade Receivables consist of the following :		
(Unsecured but Considerd good)		
Trade Receivables (Less than 6 Month)	14,36,78,092.43	15,69,81,810.96
Trade Receivables (others)	2,16,88,889.00	2,47,91,941.00
	16,53,66,981.43	18,16,73,751.96
13 CASH AND CASH EQUIVALENTS		
Cash and Cash Equivalents consist of the following :		
Balances with Scheduled Banks		
In Current Account -		
HDFC - 5732	94,003.77	4,614.20
ICICI Bank A/c - 0144		4,666.15
SBI C/A - 8238		1,02,200.93
PNB C/A - 7419		2,234.00
PNB C/A - 5970	6,447.75	49,99,042.76
Vijaya Bank - 6720/Bank of Baroda		4,617.85
Cash in Hand	4,78,373.08	10,67,902.00
FDR With Banks	68,20,396.00	81,03,207.00
Cheque received but not Deposited		
	93,99,220.60	1,42,88,484.89

ROHIT MAHESHWARI
(DIRECTOR)
DIN NO. 03121150



RAJESH MAHESHWARI
(Director)
DIN NO. 00781618



RAHUL MAHESHWARI
(Director)
DIN NO. 03121121

Rahul Maheshwari

M/S JAINARAIN FABTECH PRIVATE LIMITED

NOTES FORMING PART OF BALANCE SHEET AND P&L A/C FOR THE PERIOD ENDED 31.03.2020

	As at 31st March 2020	As at 31st March 2019
14 SHORT TERM LOANS AND ADVANCES		
Short Term Loans and Advances consists of the following :		
Advance to Suppliers		
Raw Material	47,09,973.73	52,40,559.23
Consumables	62,17,773.23	41,46,897.30
Capital Goods	29,431.00	29,431.00
Transporters	13,960.92	53,636.00
Commission	760.00	-
Advance against Land	79,85,000.00	32,22,000.00
Advance For Project	2,47,26,404.00	-
	4,36,63,302.88	1,26,92,323.53

15 OTHER CURRENT ASSETS

Other Current Assets consists of the following :

Advance Tax	-	4,00,000.00
TDS & TCS Recoverable 2018-19	-	61,98,304.29
TDS & TCS Recoverable 2019-20	44,14,209.00	-
LC Interest Receivable	1,18,355.00	1,18,355.00
Pre-Operative Expenses	13,64,377.90	27,28,756.90
Preliminary Expenses	1,99,000.00	3,98,000.00
GST Unclaimed	-	15,16,401.00
IGST Refundable on Deemed Export	5,59,110.00	5,59,110.00
GST Penalty Deposit	-	40,500.00
Pre-Paid Insurance	9,22,057.54	1,92,582.00
Margin Money - ICICI	21,900.00	-
Advance to Workers/Staff	8,88,666.00	4,05,772.00
Duty Drawback on Exports	16,74,690.00	3,23,675.00
Accrued Interest	-	21,966.00
Accrued Subsidy	50,00,000.00	50,00,000.00
VAT Receivable	11,34,955.85	11,34,955.85
Income Tax Refund A/Y 2019-20	17,76,200.00	-
	1,80,73,521.09	1,90,38,377.84

16 Contingent Liabilities and Commitments (to the extent provided for)

Contingent Liabilities

	As at 31st March 2020	As at 31st March 2019
(a) Claims against the company not acknowledged as debts.	Nil	Nil
(b) Guarantees		
-Bank Guarantee given and Letters of Credit to Indian Customs under various EPC	1,73,42,300.00	1,73,42,000.00
(c) Other money for which company is contingently liable	Nil	Nil

In relation to the borrowings amounting from Punjab National Bank & HDFC Bank Limited by the company, M/s Vats Pharma Pvt Ltd, has provided mortgage on property owned by the Company situated at Factory Land & Building situated at Plot No. S-5, S-6 & S-7, Industrial Estate, Partapur, Delhi Road, Meerut as security for due repayment, redemption and discharge of liabilities of M/s Jai Narain Fabtech Pvt. Ltd under the said Credit facilities.

ROHIT MAHESHWARI
(DIRECTOR)
DIN NO. 03121150



RAJESH MAHESHWARI
(Director)
DIN NO. 00781818



RAHUL MAHESHWARI
(Director)
DIN NO. 03121121

Rahul Maheshwari

M/S JAINARAIN FABTECH PRIVATE LIMITED

NOTES FORMING PART OF BALANCE SHEET AND P&L A/C FOR THE PERIOD ENDED 31.03.2020

	For the Year ended 31st March 2020	For the Year ended 31st March 2019
17 REVENUE FROM OPERATIONS (NET)		
Revenue from Operations consist of the following:		
Sale of Polyester Fiber		
Domestic	1,14,67,37,689.95	1,06,03,20,005.79
Deemed Export	1,04,02,576.26	3,98,46,312.78
Export Sale	7,31,63,985.85	1,71,82,486.29
Sale of Pet Bottle/Washed Flakes	12,49,19,874.65	29,20,52,149.88
Sale of Master Batch	-	45,30,170.00
Sale of Recoverable Waste	1,08,61,875.50	1,53,57,078.10
Sale of Polyester Knitted Fabric	-	3,81,54,997.25
Sale of Yarn	-	2,80,91,017.50
Job Work on Fiber	20,22,44,276.87	30,82,23,637.88
Other Sales	-	40,53,739.80
	1,56,83,30,279.08	1,80,78,11,595.27
18 OTHER INCOME		
Other Income consist of the following :		
Other Income	3,07,913.00	-
Profit on Exchange Rate	25,37,216.07	2,17,131.66
Interest on Income Tax Refund	-	14,330.00
Interest received from Debtors	6,53,507.08	24,04,870.22
Interest Income	5,69,346.71	3,24,000.00
Dutydraw back	13,51,015.00	3,23,675.00
Interest Received on FDR	5,71,323.00	4,65,148.00
	59,90,320.86	37,49,154.88
19 COST OF MATERIAL CONSUMED		
Raw Material		
Opening stock	93,17,207.60	2,86,58,040.08
Add: Purchases	1,00,00,46,817.09	1,22,45,10,688.43
	1,00,93,64,024.69	1,25,31,68,728.51
Less: Closing Stock	13,36,96,223.72	93,17,207.60
Cost of Material Consumed	87,56,67,800.98	1,24,38,51,520.91
Note: Raw Material has included Pet Bottle Scrap, Washed Flakes and Popcorn.		
20 Manufacturing & Operating Cost		
Stores & Spares	5,18,14,082.04	9,26,94,309.46
Power & Fuel	18,24,63,326.60	17,83,16,685.41
Packing Material	95,67,372.36	98,79,685.77
Chemical	2,93,94,097.00	6,57,47,878.90
Forklift Rent	15,98,814.00	16,20,000.00
Freight Inward Charges	77,98,282.00	39,03,861.15
Lab Testing Expenses	54,069.30	41,800.00
Repair & Maintenance (Plant and Machinery)	1,09,21,886.41	1,12,20,826.36
Job Work Charges	-	1,97,43,969.50
	29,36,11,929.71	38,30,68,816.55

ROHIT MAHESHWARI
(DIRECTOR)
DIN NO. 03121150

RAJESH MAHESHWARI
(Director)
DIN NO. 00781818


RAHUL MAHESHWARI
(Director)
DIN NO. 03121121




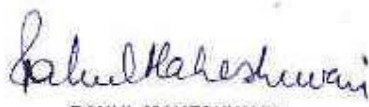
M/S JAINARAIN FABTECH PRIVATE LIMITED

NOTES FORMING PART OF BALANCE SHEET AND P&L A/C FOR THE PERIOD ENDED 31.03.2020

	For the Year ended 31st March 2020	For the Year ended 31st March 2019
21 CHANGE IN INVENTORIES		
Opening stock:		
Finished Goods	19,42,58,246.35	20,25,59,697.89
Semi Finished Goods	5,98,05,979.67	-
Recoverable Waste	91,39,037.05	79,364.40
Closing stock:		
Finished Goods	2,36,38,964.86	19,42,58,246.35
Semi Finished Goods	10,01,34,070.00	5,98,05,979.67
Recoverable Waste	2,23,89,032.00	91,39,037.05
	11,70,41,196.21	(6,05,64,200.68)
22 EMPLOYEE BENEFIT EXPENSES		
Employee Benefit Expenses consist of the following :		
Establishment	1,85,18,042.00	2,92,29,454.00
Salary Paid to Director	53,90,000.00	46,15,000.00
Wages Expenses	3,01,33,000.00	1,25,65,983.00
Internship Salary	4,29,812.00	-
Bonus Expenses	18,09,044.00	16,19,557.00
Leave Encashment	1,39,370.00	-
Staff Welfare	4,34,132.00	3,32,878.86
Employers Contribution to PF	8,71,462.00	3,52,659.00
Employers Contribution to ESI	11,40,610.00	9,93,859.00
Administration Charges	80,666.00	67,293.00
	5,89,45,538.00	4,97,76,683.86
23 FINANCE COST		
Finance cost consist of the following :		
Interest Paid to Bank(Term Loan)	1,62,22,226.93	3,16,29,806.66
Interest Paid to Bank(C/C)	1,99,43,357.00	2,02,83,062.97
Interest Paid on Car loan	1,03,402.84	-
Interest Paid on Unsecured Loans	2,12,94,880.00	2,33,16,028.00
Bank Charges	5,48,261.26	22,60,289.79
Other Interest Paid	6,56,590.23	2,28,075.21
	5,87,68,718.26	7,77,17,262.63
24 DEPRECIATION AND AMORTIZATION EXPENSES		
Depreciation and Amortization Expenses consist of the following :		
Depreciation (From Note No-10)	4,18,05,324.00	3,65,11,197.54
Preliminary Expenses Written Off	15,63,379.00	15,63,379.00
	4,33,68,703.00	3,80,74,576.54


ROHIT MAHESHWARI
 (DIRECTOR)
 DIN NO. 03121190


RAJESH MAHESHWARI
 (Director)
 DIN NO. 00781818


RAHUL MAHESHWARI
 (Director)
 DIN NO. 03121121



M/S JAINARAIN FABTECH PRIVATE LIMITED

NOTES FORMING PART OF BALANCE SHEET AND P&L A/C FOR THE PERIOD ENDED 31.03.2020

	For the year ended 31st March 2020	For the year ended 31st March 2019
25 OTHER EXPENSES (Other Expenses consist of the following :)		
Selling Expenses		
Business Promotion Expenses	2,10,047.54	2,16,507.54
Commission on sales	86,69,240.78	1,01,28,857.40
Freight Outward Charges	2,98,45,848.28	3,20,55,444.34
Transit Insurance	6,31,440.46	7,61,860.00
Clearing and Forwarding Charges(Export)	2,26,175.00	10,034.00
Discount Allowed	34,97,922.29	9,90,691.15
Administration and Other Expenses		
Audit Fees	55,000.00	65,000.00
Agency Charges	77,132.00	-
AC Installation Charges	1,750.00	-
Annual Maintenance Charges	80,000.00	21,000.00
Clearance Charges	5,60,513.00	-
Certification Charges	92,732.20	19,800.00
Charity & Donation	1,00,000.00	11,000.00
Computer Expenses	84,706.99	2,02,087.20
Consultancy Charges	11,78,402.00	13,68,503.00
Custom Duty	-	-
DWLR Installation Charges	1,00,000.00	-
Entry Tax	43,800.00	-
Exchange Rate Difference	1,12,410.00	-
Festival Expenses	2,91,218.78	58,986.00
General Exp.	1,83,431.00	-
Insurance	11,44,194.86	5,41,529.00
Interest Paid on Custom Duty	3,705.00	-
Interest On Entry Tax	30,004.00	-
Interest Paid-Others GST	1,46,513.00	44,735.00
JCB Expense	-	2,08,967.00
Legal and Professional Charges	5,73,936.00	3,57,131.00
Labour Charges	1,88,200.00	-
MCA Fees	2,30,400.00	-
Membership and Subscription	38,648.00	25,000.00
Miscellaneous Expenses	4,038.00	1,26,785.72
Newspaper and Periodicals	1,780.00	21,600.00
Penalty under Various Law	2,07,636.00	1,12,374.00
Packing/Delivery Charges	1,200.00	-
Office Maintenance Expense	95,160.98	1,36,941.93
NOC Charges	41,500.00	2,60,000.00
Printing and Stationery Expenses	2,38,801.76	2,08,791.62
Repair and Maintenance		
Building Repair	69,68,238.93	31,46,469.05
Electrical Repair	9,71,418.41	18,05,022.60
Other Repair (Vehicle)	2,80,004.30	1,41,555.26
Rent , Rates & Taxes	17,500.00	47,628.50
Rating Charges	1,26,800.00	-
Rounded Off	14.90	-
Service Inspection Charges	29,400.00	40,000.00
Supervision Charges	97,105.00	-
Surveillance Fee	66,000.00	-
Security Expenses	37,77,914.00	11,68,342.00
Storage & Warehouse	-	6,70,556.00
Telephone and Internet Charges	2,48,519.79	2,66,245.53
Travelling and Convenience Expenses	10,68,729.59	9,53,363.50
	6,26,67,134.84	5,62,12,808.34

FOR AND ON BEHALF OF BOARD

ROHIT MAHESHWARI
(DIRECTOR)
DIN NO. 03121350

RAJESH MAHESHWARI
(Director)
DIN NO. 00781818

HIMANSHU AGARWAL
M.No. A46140
(Whole Time Company Secretary)

FOR PRABHASH ASSOCIATES
CHARTERED ACCOUNTANTS

UDIN:
PLACE : Meerut
DATED :



CA PRABHASH CHANDRA SHARMA
PROPRIETOR
M.NO.-079637
FIRM REG. NO.-009813C

M/s Jainarain Fabtech Private Limited

NOTE - 24 ADDITIONAL INFORMATION TO THE FINANCIAL STATEMENTS

- A. Claims Against the company not acknowledged as debts are Rs. Nil (Previous year (NIL)
- B. Confirmation of balance of most of the parties appearing under the Head Current Liabilities, Sundry Creditors, Sundry Debtors, Loans and Advance are not received till the finalization of accounts. However, the directors do not expect any change in the same on receiving the same.
- C. The guarantees on behalf of others given by the company Rs. NIL (Previous Year Rs. NIL)
- D. Bank Guarantees given and established by Banks on behalf of the Company Rs. 1,73,42,000/- to Indian Customs against various EPCG licenses. (Previous Year Rs. 1,73,42,000/-). for compliance of export obligation as per terms and conditions as mentioned in the various EPCG licenses issued in FY
- E. In relation to the borrowings amounting from Punjab National Bank & HDFC Bank Limited by the company, M/S Vats Pharma Pvt. Ltd, has provided mortgage on property owned by the Company situated at Factory
- F. Management has decided to opt for New Taxation scheme as per section 115 BAA of Income Tax Act, 1961, accordingly Mat credit entitlement has been written off to the tune of Rs. 99,30,482.00.
- G. The Company has shown Rs.29,91,50,944.61 /- under the head Unsecured Loans which were received from directors of the company or from the relative of the director of the Company. This amount does not cover in the ambit of Deposit for the Purpose of Section 73 and section 76 as per MCA Notification G.S.R. 695(E), dated 15th September, 2015, Amendment in Companies (Acceptance of Deposits) Rules 2014.
- H. The bifurcation of the total outstanding dues of small scale industrial undertakings and other than small scale industrial undertakings as well as the name of the small scale industrial, undertakings to whom the company owes a sum of exceeding rupees one lacs and which is outstanding for more than thirty days, are not disclosed in the Balance Sheet as suppliers have not indicated their status on their documents/papers whether they are small scale undertakings or not hence it is not possible for the company to disclose the said information in respect of trade creditors.



- I. In the opinion of the Board of Directors, the current assets, loans and advances are approximately of the value stated if realized in the ordinary course of business and the provision for all known liabilities is adequate and not in excess of the amount reasonably necessary.
- J. The company has forwarded emails to its suppliers and service providers regarding MSME status, whether they are covered under the "Micro, Small and Medium Enterprises (Development) Act, 2006, confirmation from most of the suppliers and service providers have not been received, hence company cannot precisely comment on this point.
- K. As per Vat Return Opening Balance (01.04.2017) of Vat Receivable is Rs 22,20,621 and as per Books of accounts is Rs 11,34,955.65, the same balance has been carried over as refundable.
- L. The Company would receive subsidy from Director of handloom & Textile, UP under the Scheme of Punjigat Byaj Upadan Yojna-2012 as per letter no- 239/63-V. U-2018-50(H)/06TC-Dated-16/02/2018 up to 7 years. In the year 2019-2020 Company has received Rs. 1,00,000,000 (1 crore) for the year 2017-18 & 2018-19 from government under this scheme; and Rs. 50,00,000/-, have been accounted for in FY 2019-20 on accrual basis.
- M. Wherever events or changes in circumstances indicate that the carrying value of fixed assets may be impaired, such assets are being subject to a test of recoverability based on discounted cash flows expected from use or disposal thereof. If the assets are impaired, the company recognized impaired loss as a difference between the carrying value and fair value net of cost of sale.
- N. Previous year figures have been re-grouped and re-arranged wherever considered necessary to make their classification comparable with that of the current year.
- O. No amount of Dividend is proposed this year.
- P. The information required under Accounting Standard 20 issued by the Institute of Chartered Accountants of India in respect of the "Earning Per Share (Basic)", is as under:



Particulars	2019-20 Rs.	2018-19 Rs.
Profit/(Loss) After Tax (in RS)	4,23,77,830.94	1,72,37,876.00
No. of Equity Shares	1,53,50,544.00	1,30,00,000.00
Weighted average number of equity shares outstanding	1,53,50,544.00	1,30,00,000.00
The Nominal Value Per Share	10.00	10.00
Earnings Per Share (EPS)	2.74	1.33

Q. Particulars of Capacity, Production, Turnover and Stock for manufacturing Activities:

Particulars	Current Year	Previous Year
Class of Product	Polyester Staple Fibre	Polyester Staple Fibre
Licensed Capacity	43,800 M. Ton	N.A.
Installed Capacity	29200.00 M.Ton	29200.000 M.Ton
Production	15770.97 M.Ton	15588.834 M.Ton
Turnover (Qty)	18304.22 M.Ton	15190.296 M.Ton
Turnover (Amount)	₹ 12301.02 Lakh	₹ 11173.488 Lakh
Opening Stock (Qty)	2962.585 M.Ton	2564.047 M.Ton
Opening Stock (Amount)	₹ 1942.582 Lacs	₹ 2025.596 Lacs
Closing Stock (Qty)	429.331 M.Ton	2962.585 M.Ton
Closing Stock (Amount)	₹ 261.89 Lakh	₹ 1942.582 Lakh

R. Particulars of Raw Materials Consumed:

Particulars of Raw Material	Current Year				Previous Year			
	Quantity		Value		Quantity		Value	
	M.Ton	%	Rs.Lacs	%	M.Ton	%	Rs.Lacs	%
PET BOTTEL	9090.175	36.3	2817.95	29.9	7381.25	29.9	2858.9	25.3
WASHED FLAKES	15930.27	63.7	6611.06	70.1	17320.93	70.1	8457.42	74.7
TOTAL	25020.45	100	9429.01	100	24702.18	100	11316.3	100



S. Expending and Earning in Foreign Currency:

		Current Year	
(a)	Expenditure in Foreign Currency:	INR (Lacs)	Foreign Amount Currency
	- Import of Washed Flakes / Chemical /Packing Material Consumable Stores/Machinery Parts on C.I.F.Basis	72.34	\$89,060.00 AED 90,237.9
	- Machinery Purchases	-	-
	- Foreign Travel of Directors	-	-
(b)	Earning in Foreign Exchange:		
	Exports of Goods calculated on F.O.B. Basis	718.72	\$10,57,182.06

T. Disclosures in respect of related party as defined in Accounting Standard 18, with whom transactions were carried out in the ordinary course of Business during the year as given below: -

List of related parties (Disclosure of Related Party as on 31.3.2019)

i. Key Management Personnel

Sr. No.	DIN	NAME
1	781818	Mr. Rajesh Maheshwari
2	3121121	Mr. Rahul Maheshwari
3	3121150	Mr. Rohit Maheshwari
4	7135956	Mr. Harshit Maheshwari

ii. Relatives of Key Management Personnel

Anika Maheshwari
Ayushi Maheshwari
Dinesh Chand
Jai shree Maheshwari
Kanika Maheshwari
Khushboo Maheshwari
Prateek Maheshwari
Pushpa Devi
Rachit Maheshwari
Renu Bhatte
Sushma Bhatte

Sister in law of Harshit Maheshwari
Daughter of Rajesh Maheshwari
Father of Rohit Maheshwari
Mother of Rohit Maheshwari
Wife of Rohit Maheshwari
Wife of Rahul Maheshwari
Brother of Harshit Maheshwari
Mother of Rajesh Maheshwari
Brother of Rohit Maheshwari
Mother of Harshit Maheshwari
Wife of Rajesh Maheshwari



Umesh Chand Maheshwari	Father of Harshit Maheshwari
Dinesh Chand (HUF)	Relative' s HUF
Jai Narain (HUF)	Relative' s HUF
Rahul Maheshwari (HUF)	Director' s HUF
Rajesh Maheshwari (HUF)	Director' s HUF
Rohit Maheshwari (HUF)	Director' s HUF
Umesh Chand (HUF)	Relative' s HUF

iii. Companies in which Key Management Personnel are interested

- M/s Maheshwari Silver Alloys Private Limited
- M/s Maheshwari Oxygen Private Limited
- M/s Bhatler Metals Private Limited
- M/s Lucas Copper Alloy Private Limited
- M/s Vats Pharma Private Limited

a. There is no provision for doubtful debts or amounts written off or written back during the period in respect of dues from or to related parties.

b. Transactions with Related Parties.

Amount Rs. in Lakh

Particulars	Key Management Personnel	Relatives of Key Management Personnel	Companies in which key management personnel are interested	Total
Remuneration	53.90	-	-	53.90
Unsecured Loans Taken	252.73	291.78	283.75	828.26
Unsecured Loans Repayment	225.05	259.91	107.00	591.96
Payment of Interest (after TDS)	12.61	166.93	10.97	190.51
Sale of Pet Bottle/Recoverable Waste	-	-	1,353.94	1,353.94
Purchase of Pet Bottle/Washed Flakes/Consumables	-	-	188.48	188.48




c. Details of Related Balance outstanding at the year ending 31.3.2020

Sr. No.	Name of The Company	Amount Rs.
1	M/s Maheshwari Oxygen Private Limited	4,57,65,580.00
2	M/s Maheshwari Silver Alloys Private Limited	1,10,53,222.00

For & on behalf of board of M/s Jainarain Fabtech Private Limited


DIRECTOR
Rohit Maheshwari


DIRECTOR
Rajesh Maheshwari


DIRECTOR
Rahul Maheshwari

As per our separate report of even date attached


(COMPANY SECRETARY)
HIMANSHU AGARWAL

PLACE: MEERUT
DATE: 31.08.2020



JAI NARAIN FABTECH PRIVATE LIMITED

Annexures forming part of Standalone Balance Sheet as at 31st March 2020

(ANN-1)

Expenses Payable

S.No.	Particulars	Total Amount
1	Expense Payable (Shed)	6,17,265.00
2	Audit Fee Payable	65,000.00
3	Electricity Expenses Payable	90,75,754.00
4	Salary And Wages Payable	35,39,079.00
5	Directors Remuneration Payable	20,12,044.00
6	Internship salary payable	25,330.00
7	Employee cont. Payable	580.00
	Total	1,53,35,052.00

(ANN-2)

Advance To Customers

S.No.	PARTICULARS	Total Amount
1	EKTA POLYMERS	50,316.00
2	TANSEEM-OLD-PLASTIC SUPPLIERS	88,514.00
	Total	1,38,830.00

(ANN-3)

Gst Payable

S.No.	PARTICULARS	Total Amount
1	CGST Cash Ledger	(20,250.00)
2	CGST Input Available (RCM)	(17,470.30)
3	CGST UNCLAIMED	(7,34,503.87)
4	IGST Cash Ledger	(1,03,148.00)
5	IGST UNCLAIMED	(35,240.40)
6	SGST Cash Ledger	(20,250.00)
7	SGST Input Available (RCM)	(17,470.30)
8	SGST UNCLAIMED	(7,34,503.87)
9	CGST Liability Register	87,664.96
10	CGST Output (RCM)	17,470.30
11	IGST Liability Register	48,33,537.84
12	IGST Liability Unpaid	2,17,199.00
13	IGST Penalty Payable	2,06,294.00
14	SGST Liability Register	87,664.96
15	SGST Output (RCM)	17,470.30
	Total	37,44,464.62

(ANN-4)

Security Deposits

S.No.	PARTICULARS	Total Amount
1	Security deposit with Electricity Deptt	48,00,000.00
2	Security deposit with UP Pollution- 6580	-
3	Security Shipping Line	1,40,000.00
4	Security With Jio Phone	7,500.00
5	Security - Others	1,34,230.92
	Total	50,81,730.92



JAI NARAIN FABTECH PRIVATE LIMITED

Annexures forming part of Standalone Balance Sheet as at 31st March 2020

(ANN-5)

FDR With Banks

S.No.	PARTICULARS	Total Amount
1	FDR - 33182	1,34,547.00
2	FDR - 3979	1,18,029.00
3	FDR - 1421	7,58,076.00
4	FDR - 1917	8,43,973.00
5	FDR - 1218	14,16,468.00
6	FDR - 1926	9,25,119.00
7	FDR - 56466	32,99,657.00
8	FDR - 56493	10,99,392.00
9	FDR - 26580	2,15,135.00
	Total	88,20,396.00

(ANN-6)

List of Advance to Raw Material Suppliers

S.No.	PARTICULARS	Total Amount
1	GURU KRIPA ENTERPRISES	2,137.00
2	D.K. POLYMERS & CHEMICALS	3,156.50
3	ARNAV ENTERPRISES	4,121.00
4	KHUSHI ENTERPRISES	5,238.00
5	SHREE ANANTA TRADING	28,136.00
6	YASH PLASTIC	75,653.00
7	BHATTER METAL (P) LTD. - PURCHASE A/C	2,50,259.00
8	JYOTI TRADING CO.	3,50,982.00
9	B.K. TRADERS	9,07,584.00
10	ABHIRAJ ENTERPRISES	30,82,697.23
	Total	47,09,973.73

(ANN-7)

List of Advance to Consumable Suppliers

S.No.	PARTICULARS	Total Amount
1	AMEER ENGINEERING WORKS	10,000.00
2	ARCHANA ENGINEERING COMPANY	27,499.00
3	ASHOK KR. SINHA (CHA)	600.00
4	AZAD ENGINEERING CO.	1,13,750.00
5	BHARAT CHAINS & LIFTING TACKLES	116.00
6	CU INSPECTIONS & CERTIFICATIONS INDIA	3,653.00
7	FORBES MARSHALL (P) LTD.	1,40,715.00
8	FREIGHT BRIDGE LOGISTICS (P) LTD., DELHI	362.00
10	HARIOM INDUSTRIES	8,042.00
11	HSM ENTERPRISES	94,500.00
12	I B ENGINEERING WORKS	565.00
13	IDS AUTOMATION PVT. LTD.	9,52,500.00
14	INTERSTELLAR TESTING CENTRE PVT. LTD.	2,800.00
15	KALPTARU POLYMERS	11,200.00
16	KANSAL PUMPS (P) LTD.	5,00,000.00
17	MAHESHWARI EXTRUSIONS (P) LTD.	2,000.00
20	MICRO FILTRATION TECHNOLOGY	4,20,400.00
21	MSAR ENGINEERS	44,100.00
22	NARENDRA THERMAL ENGINEERS	50,000.00
23	NEO ENTERPRISES	1,649.00
24	PUJIANG NS FILTER EQUIPMENT CO., LTD.	4,85,638.10
25	R.B. CONSTRUCTION CO.	10,01,490.00
26	RAJ FILTERS	67,450.00
27	RELIABLE AUTOMATION WORKS	30,000.00
28	RINKU UPADHYAY	3,60,000.00



JAI NARAIN FABTECH PRIVATE LIMITED

Annexures forming part of Standalone Balance Sheet as at 31st March 2020

29	RITU SHREE RADHIKA ENTERPRISES	2,21,900.00
30	RSM DYECHAM PVT. LTD.	6,29,069.66
33	SAMUDERA SHIPPING LINE (INDIA) PVT LTD	877.00
34	SHREE SHIV SHAKTI EARTH MOVERS	10,098.00
35	SIEMENS LIMITED	733.00
36	SKYSTOCK SERVICES (INDIA) PVT. LTD.	2,478.00
37	TASEER ENGINEERING CO.	3,41,000.00
38	ULTIMATE SHIPPING & LOGISTICS	3,336.00
39	UPP TRANSMISSION CORPORATION LTD.	1,943.00
40	USEON (NANJING) EXTRUSION MACHINERY CO.	4,33,492.00
41	VINEETA AWASTHI	2,00,000.00
42	ZEE ORBIT AUTOMATION	3,346.00
43	ZHANGJIAGANG PLASTEC TRADING CO LTD	40,471.47
	Total	62,17,773.23

(ANN-8)

List of Advance to Capital Goods Suppliers

S.No.	PARTICULARS	Total Amount
1	Jinanqingong International Trade	29,431.00
	Total	29,431.00

(ANN-9)

List of Advance to Transporter

S.No.	PARTICULARS	Total Amount
1	Asian Worldwide Services (India) P. Ltd.	630.00
2	Hapag Lloyd AG	13,330.92
	Total	13,960.92

(ANN-10)

List of Advance For Commission

S.No.	PARTICULARS	Total Amount
1	GYANJEE TEXTFAB(P) LTD.	760.00
	Total	760.00

(ANN-11)

List of Advance For Project

S.No.	PARTICULARS	Total Amount
1	JIANGYIN DESEL. ENVIORNMENTAL PROTECTION	1,13,00,688.00
2	CHEEMA BOILERS LIMITED	11,00,000.00
3	ATMOS POWER PVT. LTD.	25,00,000.00
4	DAIKIN AIRCONDITIONING	9,11,550.00
5	RASHID KHAN	50,94,574.00
6	ROHIT ENGG. (RAJKUMAR CONTRACTOR)	15,72,952.00
7	SHAKIR ALI KHAN	8,56,480.00
8	AMBUJA CEMENT LIMITED	2,90,160.00
9	BALJOR SINGH (CONTRACTOR)	2,00,000.00
10	ALFA ENTECH GUJ PVT LTD	9,00,000.00
	Total	2,47,26,404.00

ROHIT
MAHESHWARI
(Director)
DIN NO. 03121150

RAJESH MAHESHWARI
(Director)
DIN NO. 00781818

RAHUL MAHESHWARI
(Director)
DIN NO. 03121121



JAI NARAIN FABTECH PRIVATE LIMITED

Annexures forming part of Standalone Profit & Loss A/C as at 31st March 2020

(ANN-1)		
Sales		
S.No.	Particulars	Total Amount
1	Sale of Polyester Fiber	
	Domestic	1,14,87,37,689.95
	Deemed Export	1,04,02,576.26
	Export Sale	7,31,63,985.85
2	Sale of Pet Bottle/Washed Flakes	12,49,19,874.65
3	Sale of Recoverable Waste	1,08,61,875.50
4	Job Work on Fiber	20,22,44,276.87
	Total	1,56,83,30,279.08
(ANN-2)		
Other Incomes		
S.No.	PARTICULARS	Total Amount
1	Profit on Exchange Rate	25,37,216.07
2	Interest on Income Tax Refund	
3	Interest received from Debtors	6,53,507.06
4	Interest Income on Electricity Deposit	5,89,346.71
5	Dutydraw back	13,51,015.00
6	Interest Received on FDR	5,71,323.00
7	Insurance Claim	3,07,913.00
	Total	59,90,320.86
(ANN-3)		
Raw Material Consumed		
	PARTICULARS	Total Amount
Add:	Opening Balance	93,17,207.60
	Cost of Purchase	
	Purchase-Pet Bottle	59,83,04,760.03
	Purchase-Washed Flakes(Imported)	17,53,668.06
	Purchase-Pet Lumps(Imported)	-
	Discount Received	(26,473.00)
	Documentation Charges	4,862.00
	Total	1,00,00,46,817.09
Less:	Closing Balance	4,55,78,144.00
	Raw Material Consumed	96,37,85,880.69
(ANN-4)		
Stores & Spares		
	PARTICULARS	Total Amount
Add:	Opening Balance	1,98,35,093.96
	Cost of Purchase	
	Consumables	4,94,19,097.35
	Stores & Spares	1,48,82,696.18
	Total	6,43,01,793.53
Less:	Closing Balance	3,23,22,805.45
	Stores Consumed	5,18,14,082.04



JAI NARAIN FABTECH PRIVATE LIMITED

Annexures forming part of Standalone Profit & Loss A/C as at 31st March 2020

(ANN-4)		
Power & Fuel		
	PARTICULARS	Total Amount
	Opening Balance	17,18,076.13
Add:	Cost of Purchase	
	Purchase-Multi Fuel	3,23,40,789.31
	Purchase-Steam Coal	1,88,85,070.50
	Purchase-Cotton Waste	7,425.00
	Purchase-Coke	-
	Total	5,12,13,284.81
Less:	Closing Balance	9,21,816.34
	Fuel Consumed	5,20,09,544.60
	Electricity Charges	12,58,84,625.00
	Diesel expenses	47,69,157.00
	Total	18,24,63,326.60

(ANN-4)		
Packing Material		
	PARTICULARS	Total Amount
	Opening Balance	7,41,612.06
Add:	Cost of Purchase	
	Packing Material	92,25,532.30
	Total	92,25,532.30
Less:	Closing Balance	3,99,772.00
	Packing Material Consumed	95,67,372.36

(ANN-4)		
Chemicals		
	PARTICULARS	Total Amount
	Opening Balance	7,48,550.50
Add:	Cost of Purchase	
	Master Batch	1,60,18,000.00
	Spin Finish Oil	1,39,23,930.00
	Total	2,99,41,930.00
Less:	Closing Balance	12,96,383.50
	Chemical Consumed	2,93,94,097.00

ROHIT
MAHESHWARI
(Director)
DIN NO. 03121150



RAJESH MAHESHWARI
(Director)
DIN NO. 00781818



RAHUL MAHESHWARI
(Director)
DIN NO. 03121121

